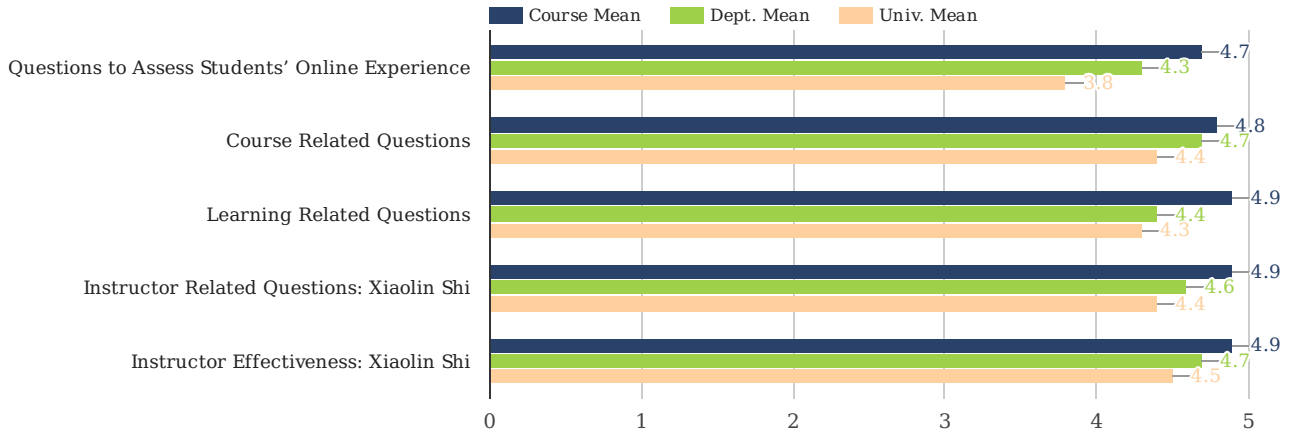


Microeconomic Theory (Summer 2 2022)

Instructor: **Shi, Xiaolin**
 Section: **01**
 Course Title: **Microeconomic Theory**
 Course ID: **60210**
 Objectives:

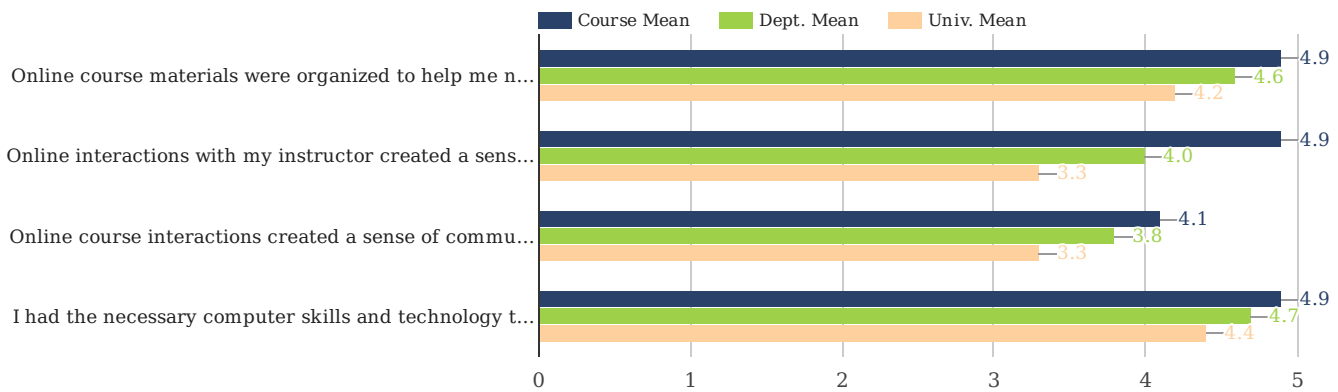
Enrollment: **22**
 Responses Incl Declines: **8**
 Declines: **0**

Category Summary



Category	Number of Responses	Response Rate	Mean	Dept. Mean	Univ. Mean	Median	Dept. Median	Univ. Median	STDEV
Questions to Assess Students' Online Experience	31	35.2%	4.7	4.3	3.8	5.0	5.0	4.0	0.9
Course Related Questions	16	36.4%	4.8	4.7	4.4	5.0	5.0	5.0	0.4
Learning Related Questions	31	35.2%	4.9	4.4	4.3	5.0	5.0	5.0	0.3
Instructor Related Questions: Xiaolin Shi	64	36.4%	4.9	4.6	4.4	5.0	5.0	5.0	0.3
Instructor Effectiveness: Xiaolin Shi	8	36.4%	4.9	4.7	4.5	5.0	5.0	5.0	0.3

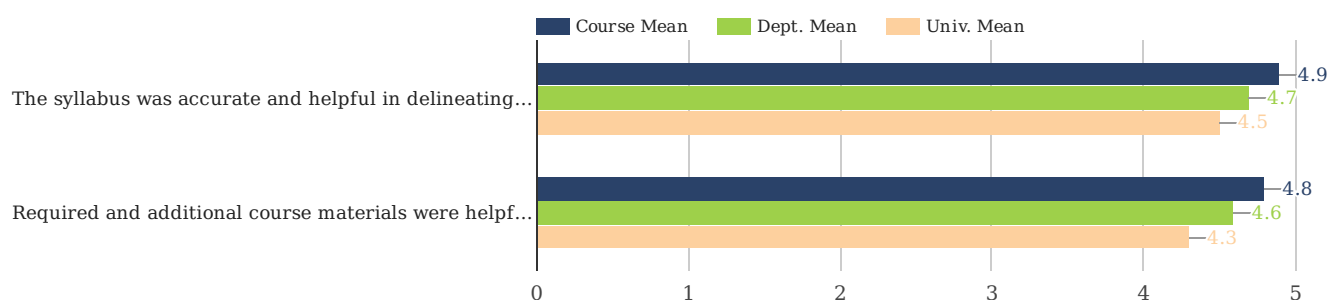
Questions to Assess Students' Online Experience



Question	Number of Responses	Response Rate	Course Mean	Dept. Mean	Univ. Mean	Course Median	Dept. Median	Univ. Median
Online course materials were organized to help me navigate through the course week by week.	8	36%	4.9	4.6	4.2	5.0	5.0	5.0
Online interactions with my instructor created a sense of connection in the virtual classroom.	8	36%	4.9	4.0	3.3	5.0	5.0	4.0
Online course interactions created a sense of community and connection to my classmates.	7	31%	4.1	3.8	3.3	5.0	4.0	4.0
I had the necessary computer skills and technology to successfully complete the course.	8	36%	4.9	4.7	4.4	5.0	5.0	5.0

Note: 5:Strongly Agree; 4:Agree; 3:Neutral; 2:Disagree; 1:Strongly Disagree; 0:N/A;

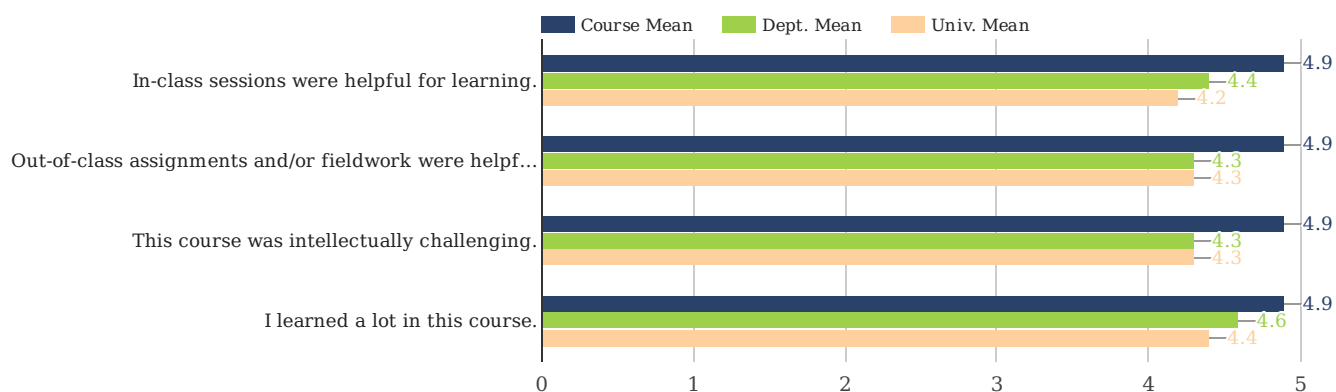
Course Related Questions



Question	Number of Responses	Response Rate	Course Mean	Dept. Mean	Univ. Mean	Course Median	Dept. Median	Univ. Median
The syllabus was accurate and helpful in delineating expectations and course outcomes.	8	36%	4.9	4.7	4.5	5.0	5.0	5.0
Required and additional course materials were helpful in achieving course outcomes.	8	36%	4.8	4.6	4.3	5.0	5.0	5.0

Note: 5:Strongly Agree; 4:Agree; 3:Neutral; 2:Disagree; 1:Strongly Disagree;

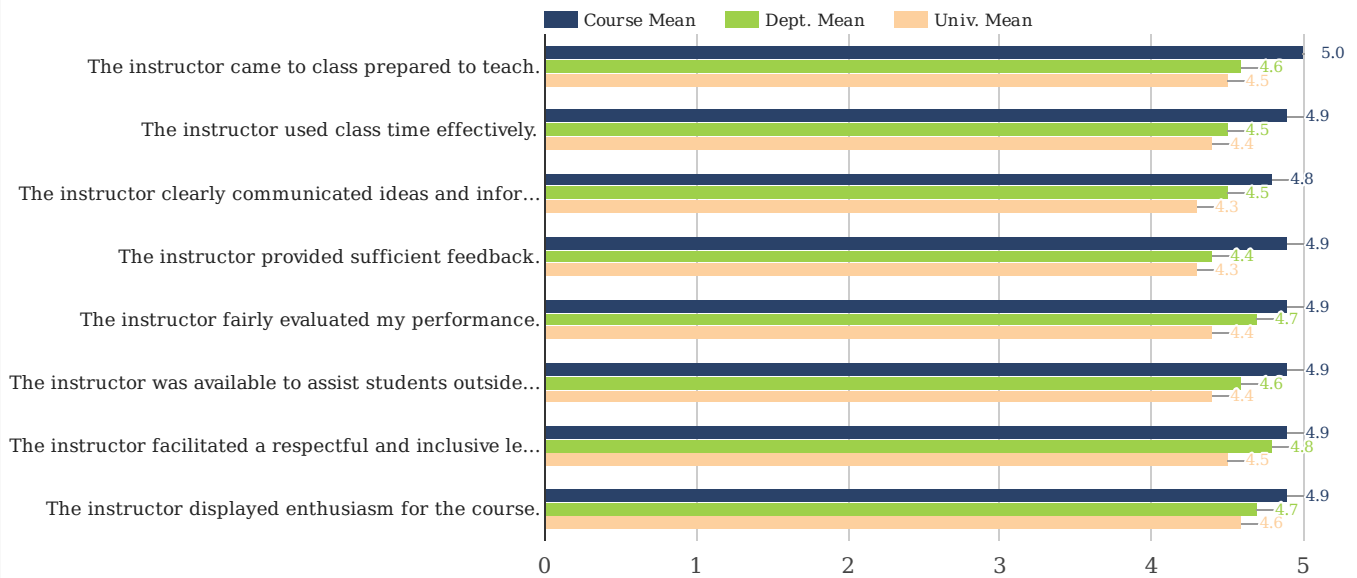
Learning Related Questions



Question	Number of Responses	Response Rate	Course Mean	Dept. Mean	Univ. Mean	Course Median	Dept. Median	Univ. Median
In-class sessions were helpful for learning.	8	36%	4.9	4.4	4.2	5.0	5.0	5.0
Out-of-class assignments and/or fieldwork were helpful for learning.	7	31%	4.9	4.3	4.3	5.0	5.0	4.0
This course was intellectually challenging.	8	36%	4.9	4.3	4.3	5.0	5.0	5.0
I learned a lot in this course.	8	36%	4.9	4.6	4.4	5.0	5.0	5.0

Note: 5:Strongly Agree; 4:Agree; 3:Neutral; 2:Disagree; 1:Strongly Disagree;

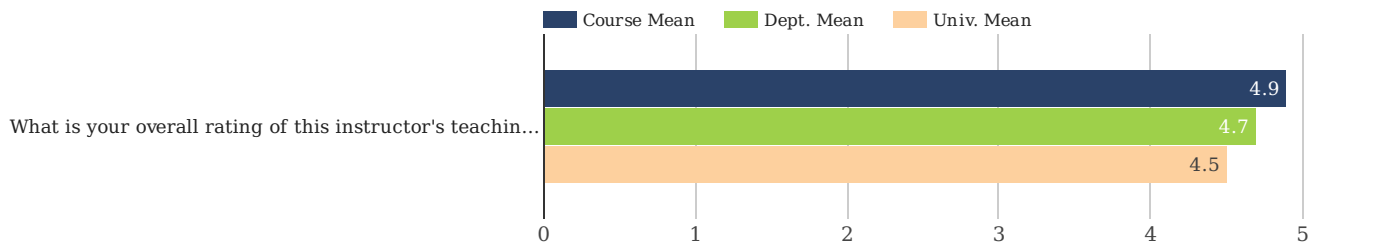
Instructor Related Questions: Xiaolin Shi



Question	Number of Responses	Response Rate	Course Mean	Dept. Mean	Univ. Mean	Course Median	Dept. Median	Univ. Median
The instructor came to class prepared to teach.	8	36%	5.0	4.6	4.5	5.0	5.0	5.0
The instructor used class time effectively.	8	36%	4.9	4.5	4.4	5.0	5.0	5.0
The instructor clearly communicated ideas and information.	8	36%	4.8	4.5	4.3	5.0	5.0	5.0
The instructor provided sufficient feedback.	8	36%	4.9	4.4	4.3	5.0	5.0	5.0
The instructor fairly evaluated my performance.	8	36%	4.9	4.7	4.4	5.0	5.0	5.0
The instructor was available to assist students outside of class.	8	36%	4.9	4.6	4.4	5.0	5.0	5.0
The instructor facilitated a respectful and inclusive learning environment.	8	36%	4.9	4.8	4.5	5.0	5.0	5.0
The instructor displayed enthusiasm for the course.	8	36%	4.9	4.7	4.6	5.0	5.0	5.0

Note: 5:Strongly Agree; 4:Agree; 3:Neutral; 2:Disagree; 1:Strongly Disagree;

Instructor Effectiveness: Xiaolin Shi

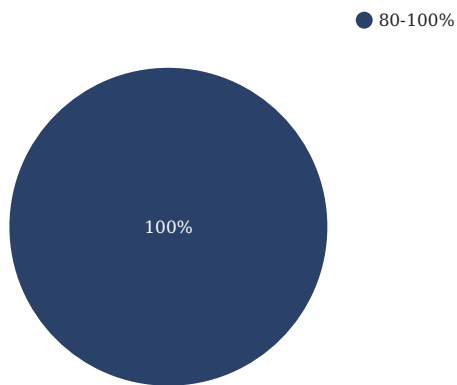


Question	Number of Responses	Response Rate	Course Mean	Dept. Mean	Univ. Mean	Course Median	Dept. Median	Univ. Median
What is your overall rating of this instructor's teaching effectiveness?	8	36%	4.9	4.7	4.5	5.0	5.0	5.0

Note: 5:Almost Always Effective; 4:Usually Effective; 3:Sometimes Effective; 2:Rarely Effective; 1:Never Effective;

Demographics

How often did you attend this class both in-person and remotely?



The number of hours per week I devoted to this course outside scheduled class meeting times.

